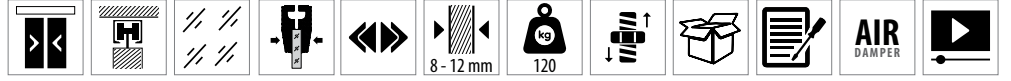



DoorSync 9960

120 KG ÇİFT YÖNE YAVAŞLATICILI HALATLI SÜRGÜ CAM KAPI SİSTEMİ • FUNICULAR SLIDING GLASS DOOR SYSTEM - HAS SOFT CLOSING



Bilgi / Information

- Minimum kapı genişliği 900 mm olmalıdır.
- Min. Door width 900 mm

Yavaşlatıcı Alternatifi / Soft Closer Alternative

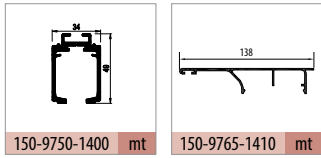
- Sistem üzerinde çift yöne yavaşlatıcı mevcuttur.
- The system has two way soft closing.



9960 1 Set İçeriği / 1 Set Includes



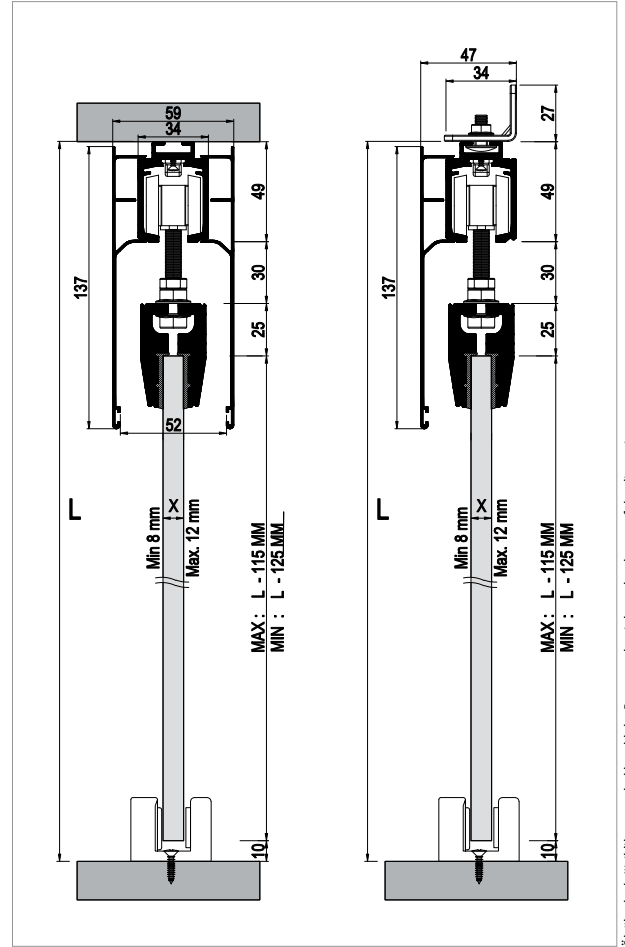
Ray Profilleri / Rail Profiles



Uygulama / Application



Teknik Detay / Technical Detail



Ölçülerde değişiklik yapma hakkı saklıdır. Reserves the right to the change of the dimensions.

Kod / Code No	Açıklama / Description	Renk / Colour	Birim / Unit			Profil mt. / Profiles mt.			Bağ / Bnd.
124-9960-1200	120 Kg Yavaşlatıcılı Senkronize Cam Kapi Sistemi / Funicular Glass Door System	Gri / Grey	2 Kapı / 1 Set	1	100	-	-	-	-
150-9750-1400	Alüminyum Üst Ray Profili / Aluminium Top Rail Profile	Pres / Uncoated	mt	-	-	3,0	4,0	6,0	2 ad/pcs
150-9765-1410	Alüminyum Alın Kapama / Aluminium Cover Front	Eloksal / Mat Anodized	mt	-	-	3,0	4,0	6,0	2 ad/pcs